



IP28 shown with Contemporary Fascia*

Transform your drafty fireplace to a modern room sealed heater. Rated at 4.3 stars, the Regency IP28 combines modern style with the efficiency and convenience of a realistic gas log fire. Like all Regency Gas Inbuilts, the contemporary IP28 will fit into most existing chimneys. With amazing heat output other key features include clean straight lines, choice of fascias; a powerful 2 speed fan; and optional stainless reflective panels to amplify the appearance of the fire.

Standard Features


- Natural gas or propane
- Black Fascia (2 styles)
- Powerful 2 speed fan
- Electronic ignition
- Stainless steel heat exchanger & burner
- Rear flued power venting system
- 6.49kW - 28.8MJ NG/28.8MJ LPG

Optional Features

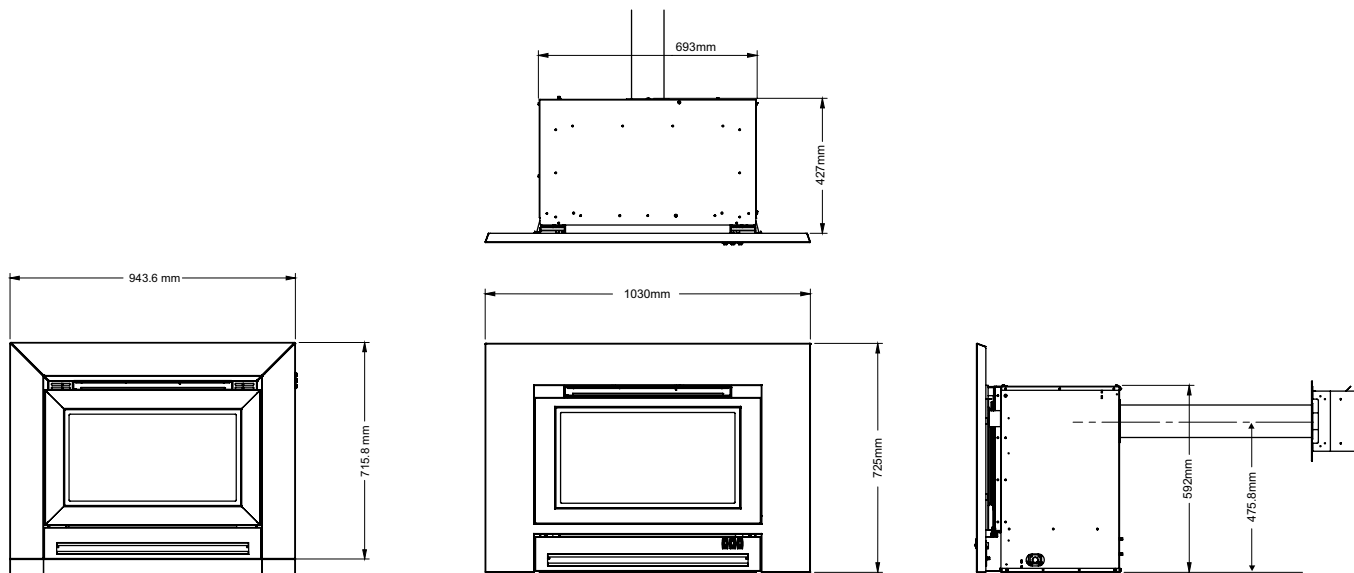
- Stainless steel inner reflective panels
- Advanced remote control
- Zero Clearance kit to create your own fireplace
- LPG conversion kit



IP28 shown with Slim Line Fascia*



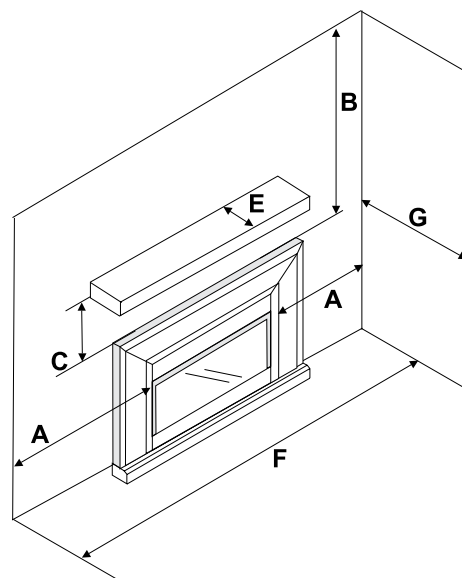
specifications



Minimum Fireplace Opening	Width (front)	Width (rear)	Height	Depth
IP-28 Contemporary Fascia	699	699	597	384
IP-28 Slim Line Fascia	735	699	597	432

Mantel clearances	A	B	C	E	F	G
IP-28	51	1000	279	305	1139	914

New fireplace construction (Zero clearance option)	Min. width	Min. height	Min. depth
IP-28 Contemporary Fascia	770	702	450
IP-28 Slim Line Fascia	770	702	490



These are guidelines only, subject to change without notice. Always refer to the actual product manual that comes with your unit for specific, current dimensions and clearances.

Fireplace Products Australia Pty Ltd.

21-23 South Link
Dandenong South Vic 3175
Australia
Phone 1 800 081 978
Fax 03 9799 7822
Email: salesau@regency-fire.com

Air Group Australia

28 Division St.
Welshpool WA 6106
Australia
Phone 08 9350 2200

Regent Distributors Limited

P.O. Box 32 432,
Devonport, North Shore City
New Zealand
Phone: Sales +64 21 934 955
Fax: +64 9 4457 285
Email: sales@regentdist.co.nz



your regency dealer